

The logo for the Omnis Developer Conference 2026. It features a stylized 'O' with a blue and orange gradient, followed by 'DC' in blue. The year '2026' is displayed in blue and orange. Below the logo, the text 'Omnis Developer Conference' is written in blue.

ODC 2026
Omnis Developer Conference

From Preview to Release Candidate.

Omnis noCode —
One Year On. Almost
There.

Birgit Jäger



Contents

What we learned, what changed, and why we believe the timing is now right.

- The No-Code Market
- Why another No-Code tool?
- Advantages of Omnis noCode
- What happened during the last year?
- Omnis noCode for Studio and Studio developers
- Release Candidate - exclusive Offer for ODC
- The next steps


Omnis noCode



The No-Code Market Has Exploded

- No-code is no longer niche
- Businesses expect faster delivery
- Shortage of developers still continues
- Departments want to solve problems themselves

The question today is no longer whether no-code matters —
but which no-code platforms will survive and scale.



The No-Code Market

But most No-Code tools fluctuate between limitations/lack of scalability and being too complicated for business users with no IT skills

Typical No-Code Problems

- Limited scalability
- Weak integration
- Poor maintainability
- Not easy to use
- Citizen developers only

Business Consequences

- Rebuild later
- Data silos
- Short lifecycle
- Projects fail or must be redesigned
- No bridge to pro development

Why another No-Code tool?

We saw a gap:

Existing tools are often:

- too simple
- too limiting
- too expensive at scale
- disconnected from professional development

Businesses outgrow them

Developers often reject them

We wanted to combine the simplicity of no-code with the power and longevity of a professional application platform.



Advantages of Omnis noCode

Omnis noCode is different

easy to start

enterprise capable

- Built on proven Omnis technology
- Omnis noCode apps are Studio libraries
- No dead-end architecture
- Extendable by developers
- Multi-platform deployment
- Database/connectivity strengths
- Scalable beyond simple departmental apps

Start simple. Grow without rebuilding.

Advantages of Omnis noCode

Omnis for Everybody

Unique Omnis Action Tree

- Easy
- Clear
- Convenient to work with

Fast & easy from idea to app

The screenshot displays the Omnis noCode designer interface. On the left, a sidebar contains a 'Designer' panel with a 'Screens' list (Bookings, Bookings List, Bookings Details, Booking Confirmation) and a 'Components' list (Text Entry, Label, List, Button, Checkbox, Switch, Chart, Droplist, Barcode Scanner, Data Grid, Picture, Text Entry). The main workspace shows a 'Bookings Details' screen with a blue header, a 'Booking Reference' field, and input fields for 'Lead Guest Surname', 'Room No', 'Number of Guests', 'Check In Date', 'Check Out Date', and 'Cost of Stay'. A message states 'This booking has now closed and can no longer be amended'. At the bottom are 'Cancel' and 'Modify Booking' buttons. On the right, an 'Action Tree' is visible, showing a sequence of actions: 'On Open', 'If Bookings_ID is greater than 0', 'Fetch List Guests Where BookingRef is equal to Bookings.reference', 'If Bookings.CheckinDate is before Now', and 'Make visible WarningLabel', 'deleteButton', and 'updatebutton'. An orange circle highlights the 'Action Tree' area.

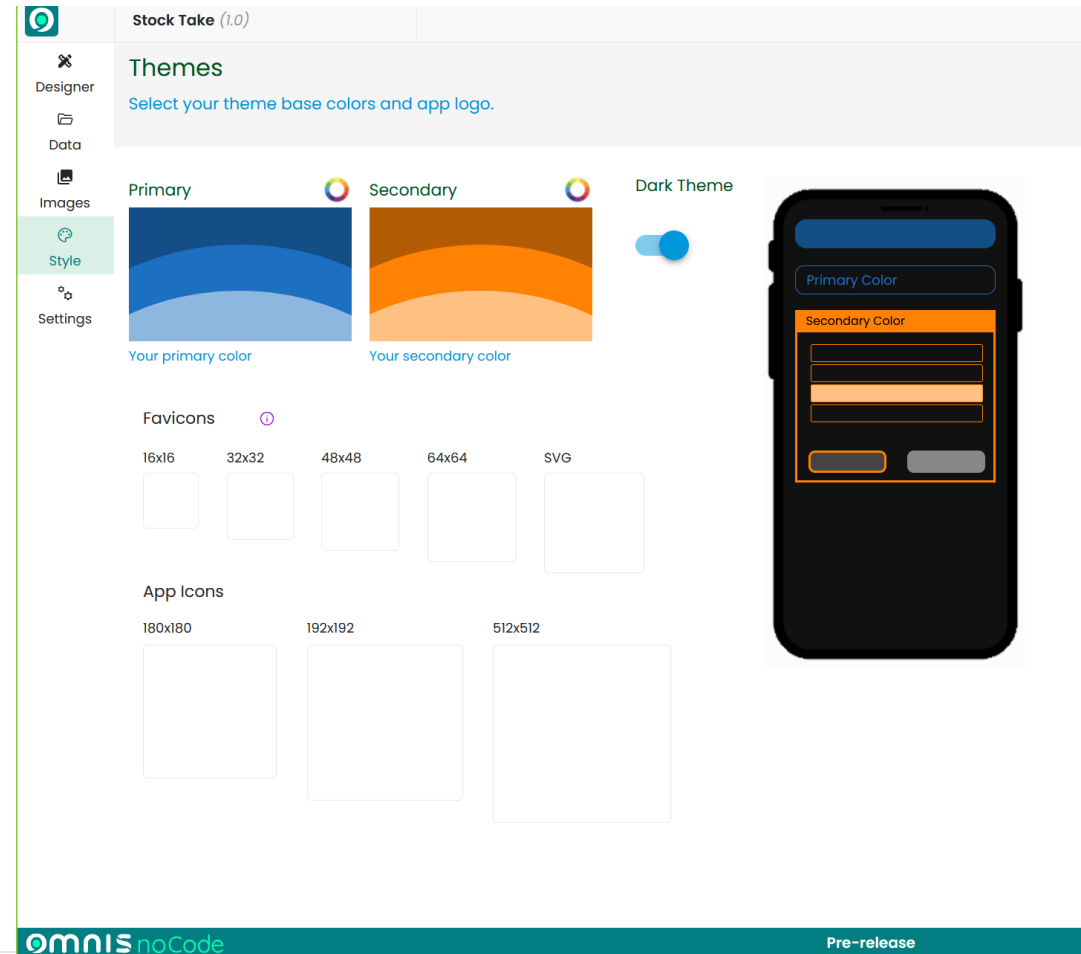
Advantages of Omnis noCode

Omnis for Everybody

Reduced range of options

- Easy
- Clear
- Fast
- Convenient to work with

Fast & easy from idea to app



Advantages of Omnis noCode

Powerfully Simple

Target users:

- departments
- consultants
- business experts
- power users
- small businesses

Benefits:

- build apps yourself
- automate workflows
- fast results
- no coding required

Scalable Without Limits

Target users:

- software vendors
- agencies
- professional developers
- Omnis Studio developers

Benefits:

- apps become Omnis Studio libraries
- developers can extend everything
- no migration/rewrite needed
- integrate with existing systems
- enterprise deployment possible

Citizen development and professional development no longer need to be separate worlds.

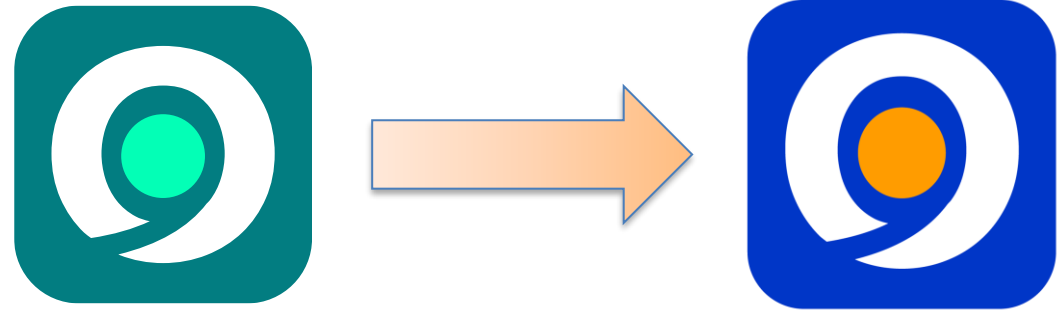
A No-Code Tool Developers Can Actually Respect

Most developers hate no-code because:

- it creates shadow IT
- impossible to maintain
- impossible to extend
- eventually needs rebuilding

Omnis noCode creates:

- structured assets
- reusable libraries
- extendable applications
- professional upgrade path



Omnis noCode is not a replacement for developers. It is a productivity multiplier.

What happened during the last year?

From Preview to Release Candidate

Building something simple is hard.

Building something simple that can scale is even harder.

Why did it take longer?

- Market changed dramatically
- Wanted to build something sustainable and scalable
- Wanted “real applications”, not toy apps

One year ago

Vision

Preview

Concepts

Core ideas

Early feedback

Today

Working platform

Release Candidate

Real applications

Refined architecture

Production-focused

What happened during the last year?

A Year of Work. Ready to Explore.

Increased maturity

- Massive UX improvements
- Refining onboarding/builder experience
- Architecture refinements
- Support of Drag & Drop/Copy & Paste
- Easy to use database access
 - PostgreSQL
 - MySQL / MariaDB
- Easy to use Connectors
 - Google Sheets
- Integration work
- Customer feedback

Omnis noCode

- ▶ Omnis noCode
- ▼ Getting Started
 - Welcome to noCode
 - Getting help
 - Creating a new app
 - Where to start?
 - What is a table?
 - Creating a table
 - Importing data
 - ▶ Creating a table manually
 - Choosing a theme
 - Adding a screen
 - Adding a component
 - Adding a desktop layout
 - Testing your app
 - Adding a details screen
 - ▶ Adding Components
 - Adding an Action
 - Testing the details screen
 - ▶ Adding a Back button
 - Adding a Save button
 - Adding a Toast Message
 - Testing the Save button
 - ▶ Adding a Delete button
 - ▶ Duplicating a Screen
 - ▶ Adding an Add button

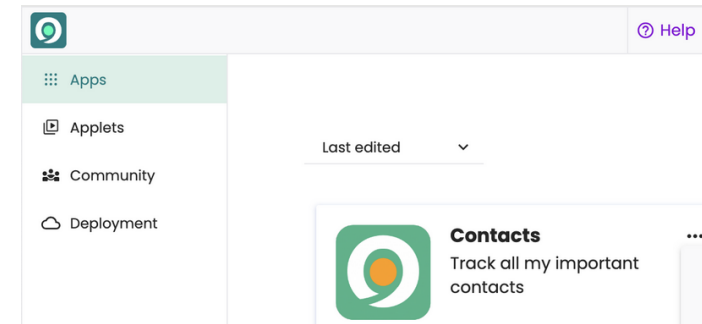
Getting Started

The 'Getting Started' guide uses an example of a basic **Contacts** application that could be used to manage your contacts. This tutorial shows how you can import some data, create a screen, and test your app in a web browser.

Welcome to noCode

When you open noCode you'll see the following options:

- **Apps:** displays all your apps – click on an app tile to open it, or use the **More** (⋮) menu to Open
- **Applets:** example apps that you can examine to learn how to create certain features or use as a
- **Community:** (not available in the pre-release) connect with other noCode developers, get help
- **Deployment:** (not available in the pre-release) lets you deploy your app to the cloud



Omnis noCode

For Omnis Studio and Studio developers

Omnis noCode

- does not replace Omnis Studio
- actually creates opportunities for Studio developers
- can help to win new projects
- can accelerate your projects
- brings new customers/users into the ecosystem

So Omnis noCode is not “another no-code toy”
but a new frontend/productivity layer for the Omnis platform.



Omnis noCode

For Omnis Studio and Studio developers

Omnis noCode is exceptionally fast in **prototyping**


- *Visualize your ideas in record time*
- *Pitch as many ideas as you like*
- *No more time constraints*

Omnis noCode is meant to be used by almost everybody

>> **include your future users** in the project process

- *Let your (potential) users sketch out visually what they need*
- *Minimise misunderstandings between users and developers*
- *Use this approach repeatedly - iterate*

So Omnis noCode is not “another no-code toy”
but a new frontend/productivity layer for the Omnis platform.



Omnis noCode Release Candidate

Exclusive Offer for ODC Attendees

From Waiting to Building.

Omnis NoCode Release Candidate > Be the first to get in.

- Every ODC attendee is invited to evaluate and use Omnis noCode
- Free of charge
- Incl. update to Final Release
- For the next 6 months
- For up to 3 different apps
- Incl. deployment to up to 3 concurrent users
- Based on mandatory feedback to us (min. every 2 months; online questionnaire)
Help shape the final product



Omnis noCode

The next steps

Final Release

- Targeted release window (~2 months)
- New website with 2 products
- Available in Online Store
- Omnis noCode Community Forum
- Omnis noCode Marketplace

Continuous Enhancements

- Based on your feedback
- Based on market/customers' feedback
- Additional database access
- Additional Connectors
- Professional templates, applets etc.
- Easy path to Omnis Studio
- AI integration

Omnis noCode

Summary

No-Code Without Dead Ends
Start Simple. Grow Without Rebuilding.

No product demo >

Workshop: Let's build an Omnis noCode app together



No-Code Without Dead Ends

Start Simple. Grow Without Rebuilding.