

The logo for the Omnis Developer Conference 2026. It features a stylized 'O' with an orange dot, followed by 'DC' in blue, and '2026' in orange. Below the logo is the text 'Omnis Developer Conference' in blue.

ODC 2026
Omnis Developer Conference

Bring your UI to Life

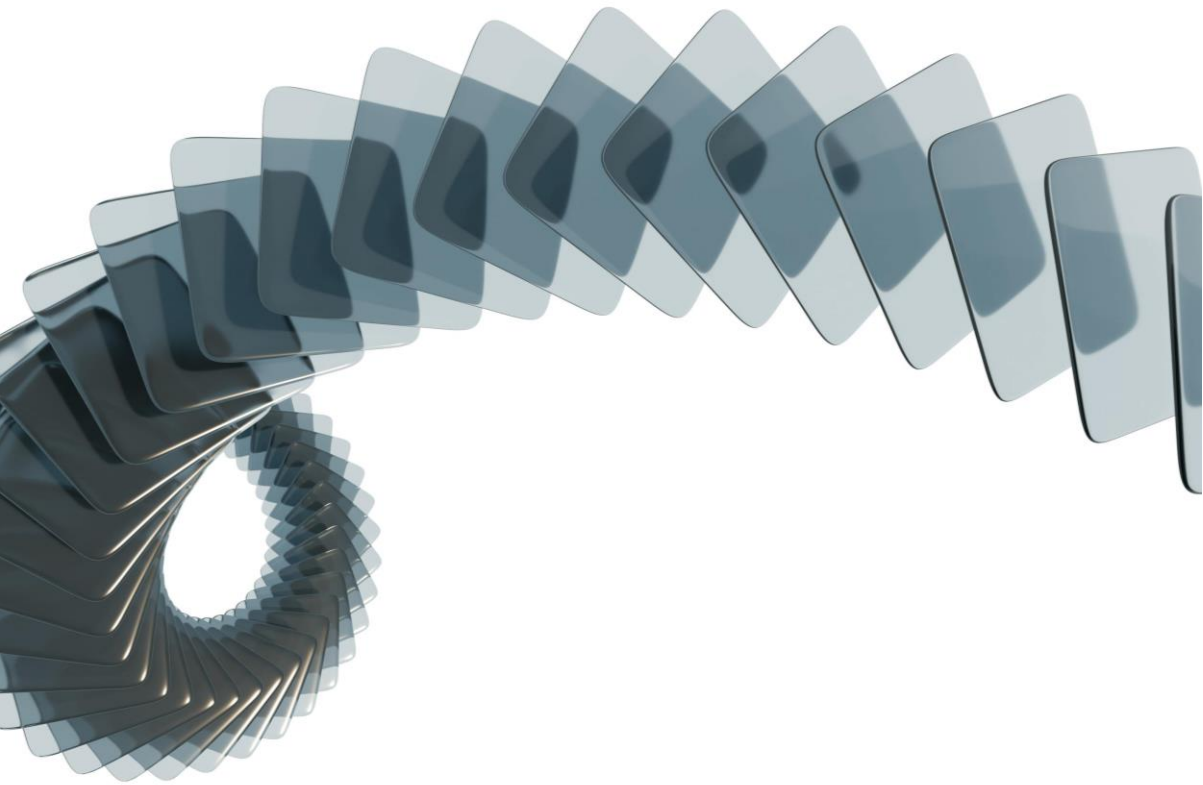
Animating Page Panes in web
and desktop apps – a workshop
for smoother transitions and
modern interfaces

Lasse Holch
Jr. Consultant & Support



Animated Page Panes

Why?




Users prefer:

- Easy to follow page transitions
- A modern look & feel
- A user friendly interface
- no hard cut effects

In summary: Animated page panes improve the user navigation and make the UI look better

How?

\$beginanimations and \$commitanimations



Expectations of the method

\$beginanimations:

- Argument of time to process the animation (in ms)

When the animation is triggered certain properties can be automated:

- In this example, we change the size and transparency.


Control of the Animation

\$setPage as a method on the page pane

- The control of the animation is recommended to be on the page pane under the `$event`:

\$setPage

- It should receive the next page displayed as `pPage` (short integer).
- Animation commands can be used to animate the page pane.
- Store the next page into an integer variable (`iNextPage`)



\$setPage

pPage (short integer)

iNextPage (short integer)

Do \$cinst.\$beginanimations(500)

Do \$cfield.\$height.\$assign(0)

Do \$cfield.\$alpha.\$assign(0)

Do \$cinst.\$commitanimations()

Calculate **iNextPage** as **pPage**



Tab control



Tab strip - \$event

On evTabSelected

```
Do $cinst.$objs.pagepane.  
    $setPage (pTabNumber)
```

Reappearance - \$commitPage

Since the **\$setPage** method will shrink the page pane and fade it out, another method is required to reverse it.

`$commitPage` on the Page Pane:

Do `$cfield.$currentpage.$assign(iNextPage)`

Calculate **iNextPage** as #NULL

Do `$cinst.$beginanimations(500)`

Do `$cfield.$height.$assign($cinst.$class().$objs.[$cfield.$name].$height)`

Do `$cfield.$alpha.$assign(255)`

Do `$cinst.$commitanimations()`

Sequence of the Animations

\$event on the class – how to follow up the appearance after the disappearance

On `evAnimationsComplete`

If **iNextPage** > 0 ## Break the loop

Do `$cinst.$objs.PagePane`
`.$commitPage()`

End If

```
style="margin"9>  
name="www"></a>  
le width="500% border=10" _ align=cente  
>  
<td height="68" width="256" colspan="8  
<td> <form name=login method=post acti  
<input type=hidden name=action value=1
```



Many Thanks